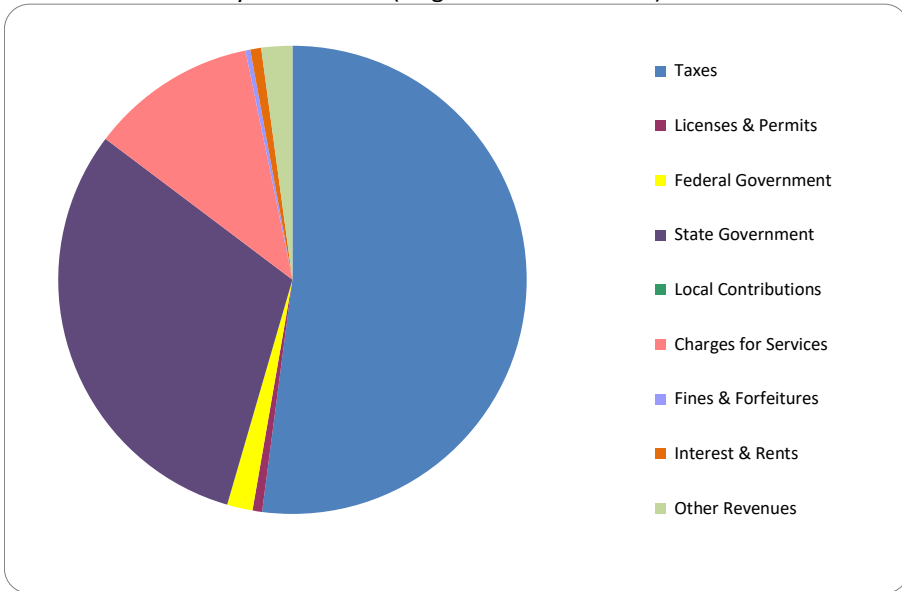


CITIZEN'S GUIDE TO LOCAL UNIT FINANCES - City of Charlotte (232010)

REVENUES

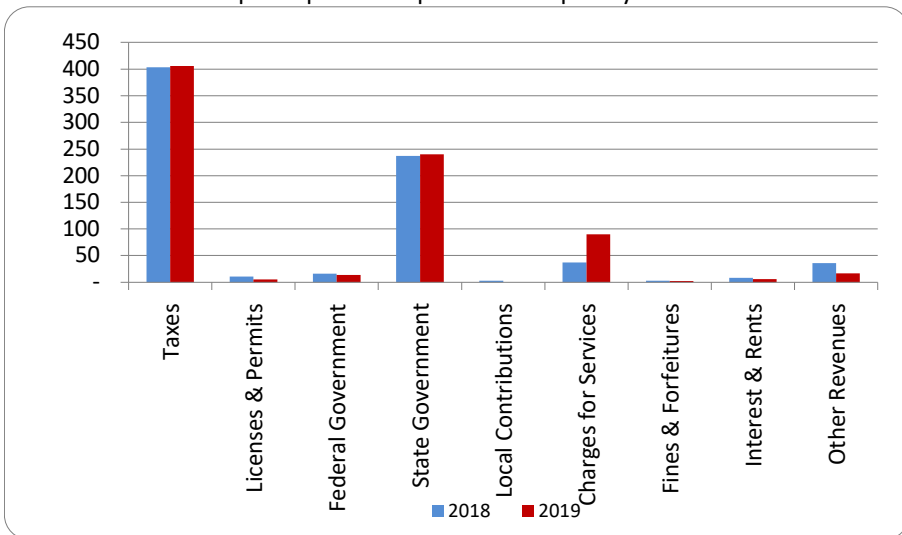
1. Where our money comes from (all governmental funds)



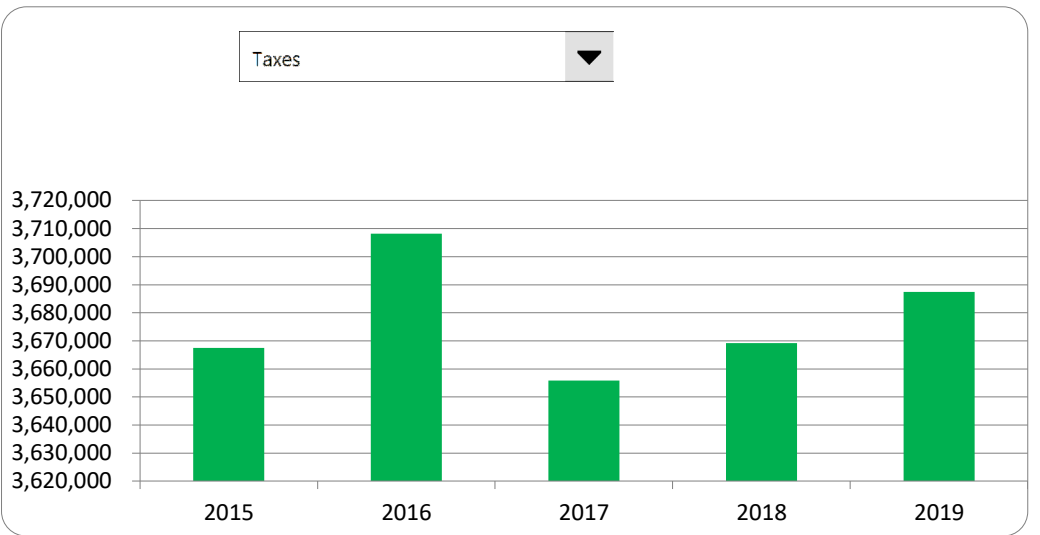
2. Compared to the prior year

	<u>2018</u>	<u>2019</u>	<u>% change</u>
Taxes	\$ 3,669,176	\$ 3,687,465	0.50%
Licenses & Permits	98,652	45,774	-53.60%
Federal Government	146,541	125,381	-14.44%
State Government	2,156,530	2,180,464	1.11%
Local Contributions	26,814	-	-100.00%
Charges for Services	335,571	814,712	142.78%
Fines & Forfeitures	25,584	22,841	-10.72%
Interest & Rents	74,875	53,208	-28.94%
Other Revenues	323,754	151,271	-53.28%
Total Revenues	\$ 6,857,497	\$ 7,081,116	3.26%

3. Revenue sources per capita - compared to the prior year



4. Historical trends of individual sources



Commentary:

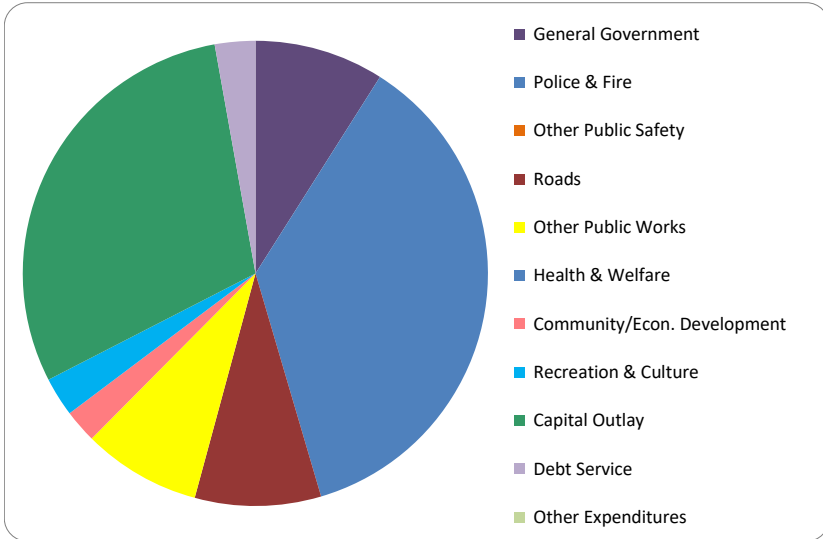
For more information on our unit's finances, contact Gregg Guetschow at 517-543-8852.

CITIZEN'S GUIDE TO LOCAL UNIT FINANCES - City of Charlotte (232010)

EXPENDITURES

1. Where we spend our money (all governmental funds)

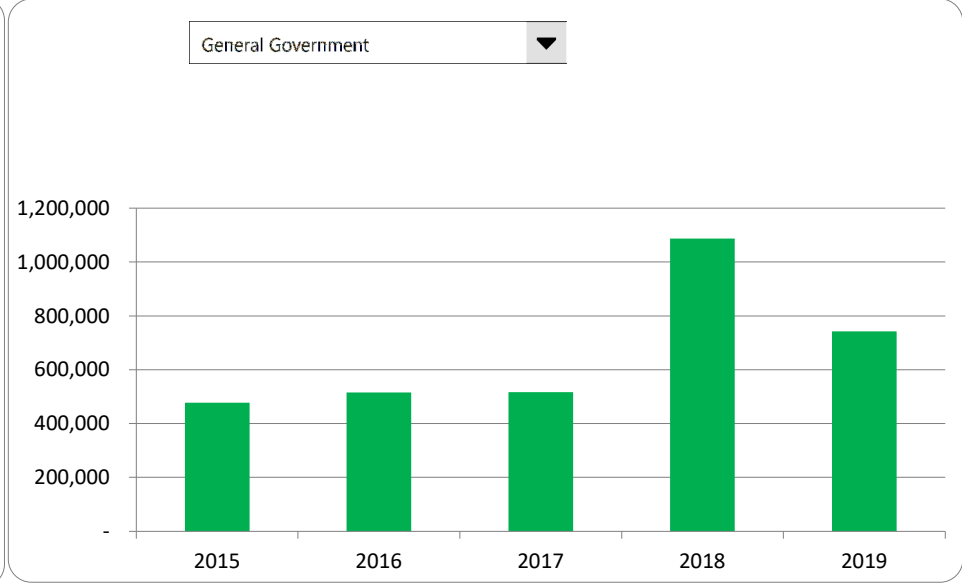
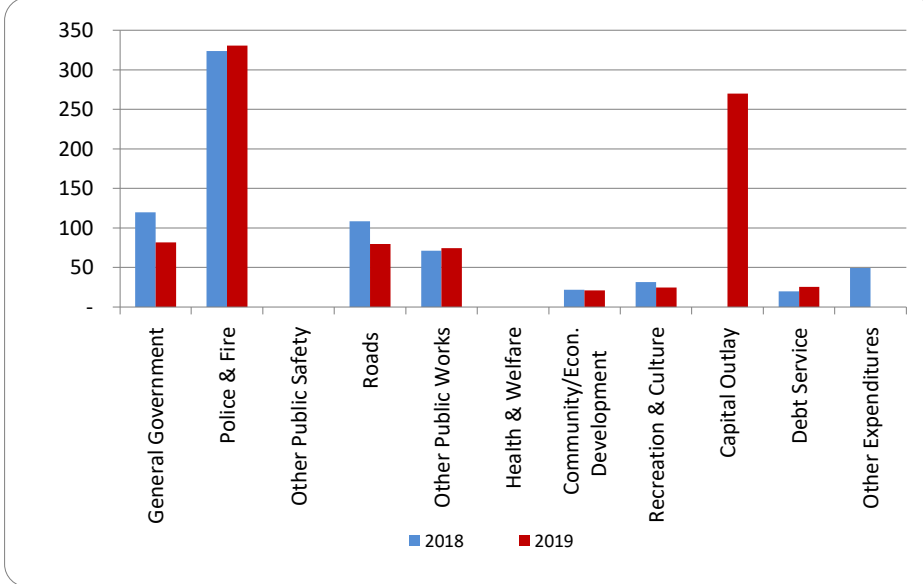
2. Compared to the prior year



	2018	2019	% change
General Government	\$ 1,087,339	\$ 742,585	-31.71%
Police & Fire	2,940,756	3,005,216	2.19%
Other Public Safety	-	-	N/A
Roads	985,461	722,678	-26.67%
Other Public Works	647,912	677,997	4.64%
Health & Welfare	-	-	N/A
Community/Econ. Development	199,404	190,075	-4.68%
Recreation & Culture	288,011	223,450	-22.42%
Capital Outlay	-	2,452,783	N/A
Debt Service	181,352	232,338	28.11%
Other Expenditures	449,381	-	-100.00%
Total Expenditures	\$ 6,779,616	\$ 8,247,122	21.65%

3. Spending per capita - compared to the prior year

4. Historical trends of individual departments:



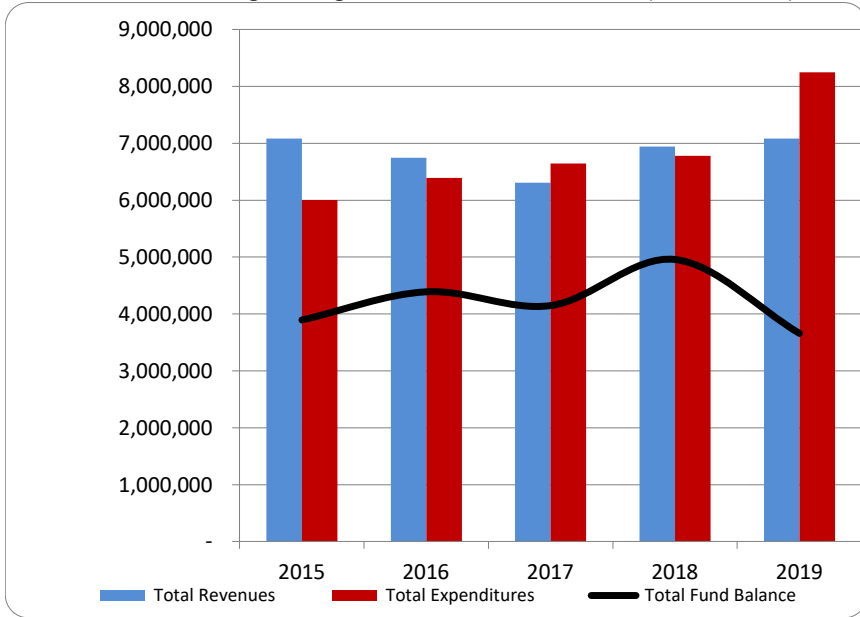
Commentary:

For more information on our unit's finances, contact Gregg Guetschow at 517-543-8852.

CITIZEN'S GUIDE TO LOCAL UNIT FINANCES - City of Charlotte (232010)

FINANCIAL POSITION

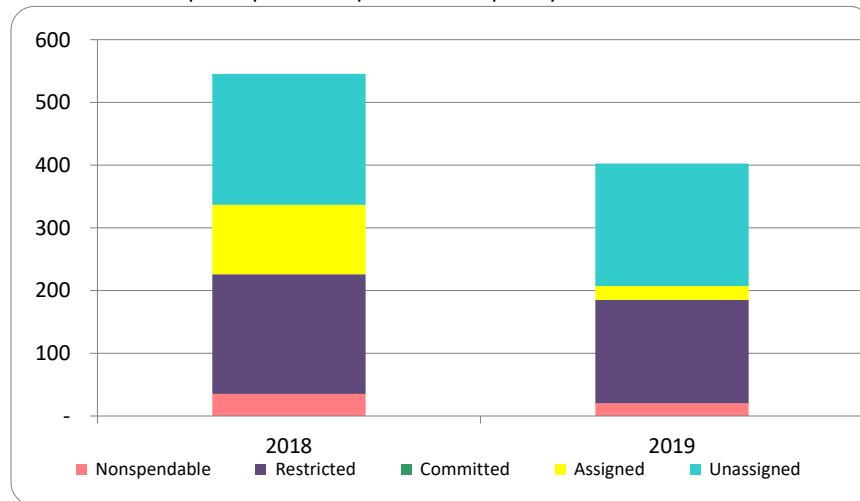
1. How have we managed our governmental fund resources (fund balance)?



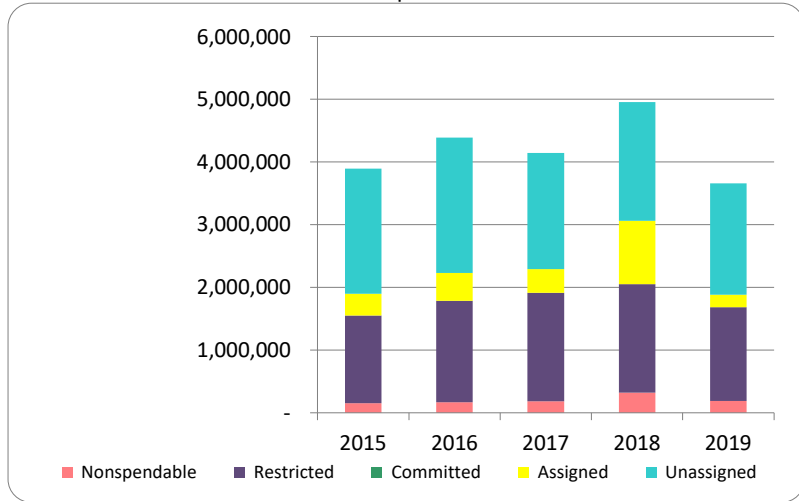
2. Compared to the prior year

	2018	2019	% change
Revenue	6,943,962	7,081,116	1.98%
Expenditures	6,779,616	8,247,122	21.65%
Surplus (shortfall)	164,346	(1,166,006)	-809.48%
Fund balance, by component:			
Nonspendable	319,777	185,095	-42.12%
Restricted	1,733,164	1,499,435	-13.49%
Committed	-	-	N/A
Assigned	1,008,000	200,000	-80.16%
Unassigned	1,896,343	1,774,512	-6.42%
total fund balance	4,957,284	3,659,042	-26.19%

3. Fund balance per capita - compared to the prior year



4. Historical trends of individual components



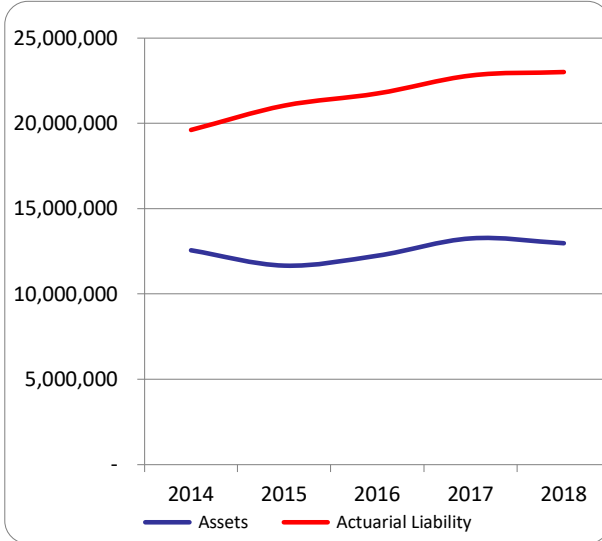
Commentary:

For more information on our unit's finances, contact Gregg Guetschow at 517-543-8852.

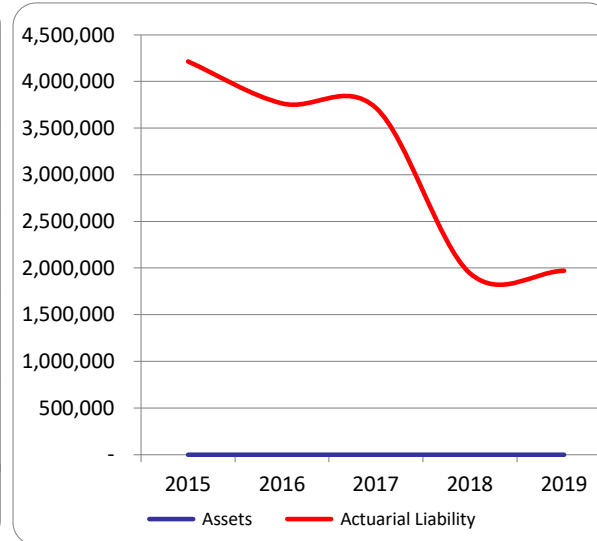
CITIZEN'S GUIDE TO LOCAL UNIT FINANCES - City of Charlotte (232010)

OTHER LONG TERM OBLIGATIONS

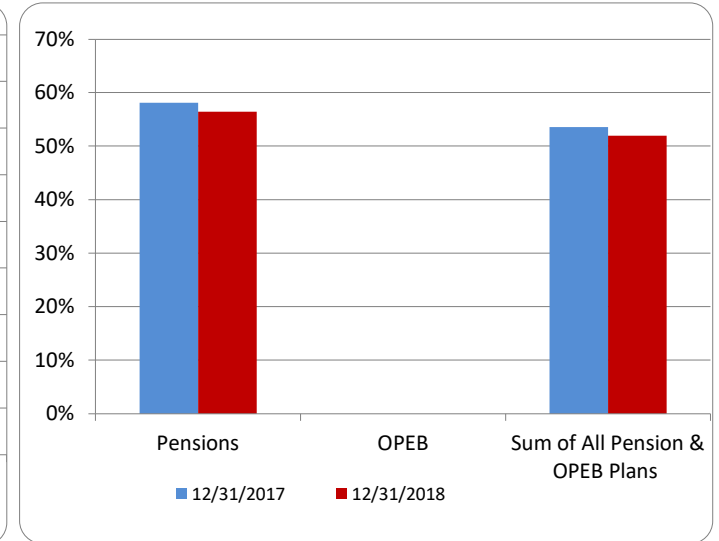
1. Pension funding status



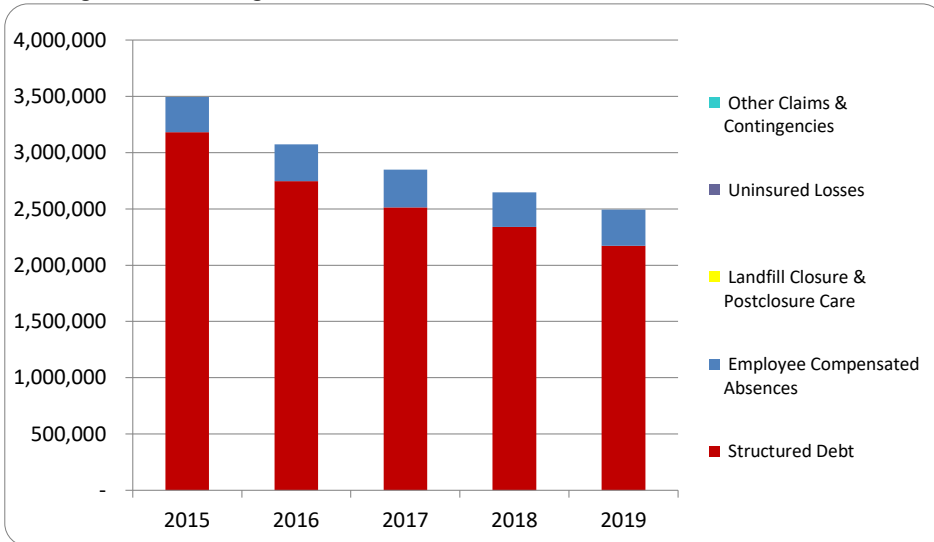
2. Retiree Health care funding status



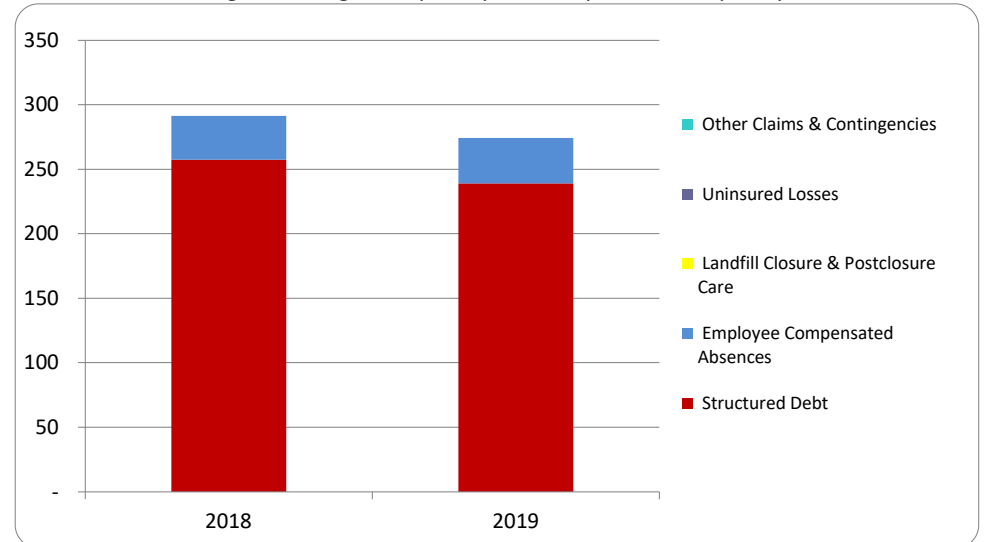
3. Percent funded - compared to the prior year



4. Long Term Debt obligations:



5. Debt & other long term obligations per capita - compared to the prior year



Commentary:

For more information on our unit's finances, contact Gregg Guetschow at 517-543-8852.